

Setting the Standard for Others to Follow!

*Backed by over 45 years of experience in the street rod, custom motorcycle and boat industry, **FIBERTECH** is a proven industry leader in the production of fiberglass accessories for the heavy duty truck market. **FIBERTECH** is dedicated to providing the largest selection of fiberglass parts available and will strive to offer the newest designs and latest concepts in today's fiberglass industry.*

*Unlike the competitors, we are not interested in having the cheapest products on the market, but having the best products on the market. **FIBERTECH** takes pride in using only top of the line materials and specially formulated resins in every part we produce, insuring a product with maximum durability for the long haul. Our craftsmanship, commitment to excellence, and unmatched customer service sets us apart from the rest.*

FRONT FENDERS

Fenders are 1/4" thick and come complete with built-in polymer liners to resist starring. All front fenders feature the factory style belt line and ship in gray primer gel-coat, ready to sand and paint. Easy to install with no hood modifications or additional hardware required.

Our front fenders are compatible with after market front & rear blinker bars.

359 Models



Fiberglass 359 factory replacement fenders.

FFS-359 Stock Front Fender - Pair

378 & 379 Models

All 379 fenders come pre-drilled, are 1/4" thick and with built-in polymer liners. Easy to install with no hood modifications or additional hardware required.




These original style front fenders are a perfect cost effective replacement for factory 378 & 379 fenders.

FFS-379 378, 379 Stock Front Fender - Pair

Ready for a little change? This 4" sidewall and additional 3.25" of rear length is your answer.

FF4-2 378, 379, 4 Inch Side Wall Front Fender - Pair





Our standard 6" sidewall fender with an additional 3.25" of rear length, make this the perfect choice for those wanting something custom.

FF-2 378, 379 Standard Front Fender - Pair

Extends 10" beyond stock length, but can be trimmed to achieve desired ground clearance.

FFLR-2 379 Low Rider Front Fender - Pair



This 6-piece kit consists of the 379 low rider front fenders, paintable stainless hood extensions, and extended 8" face fiberglass cab/cowl panel.

FFLR-3X 6-Piece 379 Low Rider Kit
(Fits 379 extended hood only)

389 Models



Factory style 388 & 389 fiberglass replacement front fenders.

FFS-389 388, 389 Stock Front Fender - Pair

Step out of the box with these mildly custom front fenders featuring a 4.5" sidewall with 4.5" of additional rear length.

FF389-4 388, 389, 4.5" Sidewall Front Fender - Pair

Photo Not Available At Time Of Print



Fibertech's standard 388, 389 front fenders feature a 6.5" sidewall and 4.5" of additional rear length.

FF389-2 388, 389 Standard Front Fender - Pair

Feeling a little more adventurous? How about 10 inches of additional rear length and a 6.5" sidewall.

FF389-LR 389 Low Rider Front Fender - Pair



REAR FENDERS

Fenders are 1/4" thick and come complete with built-in polymer liners to resist starring. Rear fenders are designed for 52" axle spacing and have 6" sidewalls.




FRTDH-2 Double Hump Rear Fender - Pair



FRTC-2 Classic Rear Fender - Pair



FRT-2 Standard Rear Fender - Pair



(6" sidewall pictured)

FRTSL-2 6" Sidewall Straight Line Rear Fender - Pair

FRTSL3-2 3" Sidewall Straight Line Rear Fender - Pair



FRTL-2 Low Rider Rear Fender - Pair



FRSC-4 Custom Single Axle Rear Fender (Tandem Application)



FRS-2 Standard Single Rear Fender - Pair
FRS-4 Standard Single Rear Fender - Set of 4



FRS3-2 3" Side Wall Single Rear Fender - Pair
FRS3-4 3" Side Wall Single Rear Fender - Set of 4



Available for both dual tire and super single tire applications.

FRSC-2 Custom Single Rear Fender - Pair
FRSC-4 Custom Single Rear Fender - Set of 4
FRSSC-2 Super Single Rear Fender - Pair
FRSSC-4 Super Single Rear Fender - Set of 4



FRQ-2 36" Rear Quarter Fender - Pair




FRH-2 Half Tandem Fender - Pair

PETERBILT ACCESSORIES

CAB AND COWL PANELS


359 Cowl Panels

CW-359 359 Extra Wide Cowl Panel - Pair
(21-3/4" X 21-7/8")



379 Cowl Panels

CW-379 379 Extra Wide Cowl Panel - Pair



379 Models

6" Cab/Cowl Panels

CP-2 379 Cab/Cowl Panel


8" Cab/Cowl Panels

CP-8-2 379 Cab/Cowl Panel

379 Models

8" Custom Cab/Cowl Panels

CP379-S -8 379 Custom 8" Cab/Cowl Panel w/scoop



(6" pictured)



386 Models


CP386-8-2 386 8" drop Cab/Cowl Panel with rear front fender section.



Pictured with factory step box



Pictured with Fibertech custom step box cover



388 Models

389 Short Hood Models

6" Cab/Cowl Panels

CP388-11 388 Cab/Cowl Panels - 2011 thru 2014 Models with factory exhaust

389 Short Hood Cab/Cowl Panels - 2015+ Models with factory exhaust

389 Models

6" Cab/Cowl Panels


- CP389-2 389 Cab/Cowl Panels - 2008/2009 Models
- CP389-10 389 Cab/Cowl Panels - 2010 Models
- CP389-11 389 Cab/Cowl Panels - 2011-2017 Models
- CP389-20 389 Cab/Cowl Panels - 2018+ Models
- CP389-G 389 Cab/Cowl Panels - Glider Application

8" Cab/Cowl Panels

- CP389-8-2 389 Cab/Cowl Panels - 2008/2009 Models
- CP389-8-10 389 Cab/Cowl Panels - 2010 Models
- CP389-8-11 389 Cab/Cowl Panels - 2011-2017 Models
- CP389-8-20 389 Cab/Cowl Panels - 2018+ Models
- CP389-8-G 389 Cab/Cowl Panels - Glider Application



2008/09 Models w/Factory Exhaust



2010 Models w/Factory Exhaust




2011- 2017 389 Models w/Factory Exhaust
(8" pictured)



389 Glider Application
(6" pictured)

Sleeper Panels




6" Sleeper Panels

SP-36	6" X 36" Sleeper Panel/Pair
SP-48	6" X 48" Sleeper Panels/Pair
SP-63	6" X 63" Sleeper Panels/Pair
SP-63X	6" X 63" Sleeper Panels w/Ext/Pair
SP-70X	6" X 70" Sleeper Panels w/Ext/Pair

8" Sleeper Panels

SP-36-8	8" X 36" Sleeper Panels/Pair
SP-48-8	8" X 48" Sleeper Panels/Pair
SP-63-8	8" X 63" Sleeper Panels/Pair
SP-63X-8	8" X 63" Sleeper Panels w/Ext/Pair
SP-70X-8	8" X 70" Sleeper Panels w/Long Ext
SP-72X-8	8" X 70" Sleeper Panels w/Short Ext



6" Full Wrap Sleeper Panels

SP-36W	6" X 36" Full Wrap Sleeper Panel/Pair
SP-48W	6" X 48" Full Wrap Sleeper Panel/Pair
SP-63W	6" X 63" Full Wrap Sleeper Panel/Pair

8" Full Wrap Sleeper Panels

SP-36W-8	8" X 36" Full Wrap Sleeper Panel/Pair
SP-48W-8	8" X 48" Full Wrap Sleeper Panel/Pair
SP-63W-8	8" X 63" Full Wrap Sleeper Panel/Pair



Step / Battery Box Cover

CSB-2 Step / Battery Box Cover - Pair

SSK-3 Flat 24" X 2" Stainless Accent Strips - Set of 4



UNIVERSAL ACCESSORIES

5th Wheel Covers

CFW-01H Holland



CFW-02 Jost



Rear Frame Cover

Available pre-drilled, ready for light installation or blank for custom designs.



RFC-01 Rear Frame Cover Blank

RFC-02 Rear Frame Cover Light Ready

* Trimming may be necessary for proper fit

CAB ROOF CAPS

359, 378, 379, 386, 388 & 389 Regular Cab Models



Fiberglass replacement roof cap for flat top /regular cab models.

RC-359 One-Piece 359 Roof Cap

RC-379 378, 379, 386, 388 & 389 Regular Cab (flat top) Roof Cap

Fiberglass replacement for Ultra Cab models also available. **PHOTO NOT SHOWN**

RC-379-UC 378, 379, 386, 388 & 389 Ultra Cab Roof Cap

SLEEPER ROOF CAPS

Ultra Flat Top Conversion

US PATENT D627,688


Get that cool flat top look and keep your Ultra Cab™ comfort. Comes complete with bonded aluminum reinforcement to attach headliner.

Available for 36", 48", and 63" sleepers.

RC-36 36" Ultra Flat Top Sleeper Cap

RC-48 48" Ultra Flat Top Sleeper Cap

RC-63 63" Ultra Flat Top Sleeper Cap



Factory Style Flat Top

Factory replacement for flat top sleeper. Comes complete with fiberglass reinforcement to attach headliner.

RC-36FT 36" Flat Top Sleeper Cap

RC-63FT 63" Flat Top Sleeper Cap



DAY CAB CONVERSIONS

Extended Day Cab Kit - 378, 379, 386, 388, 389 Uni-Bilt™ & Ultra Cab™ Models

This aftermarket 6" fiberglass cab extension provides 4" off additional leg room and comes complete with a fully welded, aluminum sub-structure for superior strength and stability. This unit is easy to install with no modifications to the factory cab and can be pre-painted prior to installation.

Extended Regular Cab (flat top)



Extended Ultra Cab



PBK-2U-XB

PBK-4-XB

Includes:

BASIC KIT - Ultra Cab

BASIC KIT - Regular Cab (flat top)

3-Piece 6" Fiberglass Cab Extension
Bonded 1" X 2" Aluminum Bracing
Fiberglass Interior Window Trim
Mounting Hardware

PBK-2U-XD

PBK-4-XD

Includes:

DELUXE KIT - Ultra Cab

DELUXE KIT - Regular Cab (flat top)

3-Piece 6" Fiberglass Cab Extension
Bonded 1" X 2" Aluminum Bracing
Fiberglass Interior Window Trim
19" X 36" Rear Window Glass
Window Seal & Lockbead
Mounting Hardware

PBK-2U-XCP

PBK-4-XCP

Includes:

COMPLETE KIT - Ultra Cab

COMPLETE KIT - Regular Cab

3-Piece 6" Fiberglass Cab Extension
Bonded 1" X 2" Aluminum Bracing
Fiberglass Interior Window Trim
19" X 36" Rear Window Glass
Window Seal & Lockbead
Padded Vinyl Interior Panel with Interior Boot
(Available in black, tan, light or dark gray vinyl)
Mounting Hardware



**** Kits do not come with any type of air ride or suspension kit ****

Flat Panel Day Cab Kit - 378, 379, 388, 389 Uni-Bilt™ & Ultra Cab™ Models

This one-piece fiberglass panel is the simple solution for your day cab needs. Comes complete with bonded, internal aluminum bracing and mounting hardware.




Ultra Cab Flat Panel



Regular Cab Flat Panel (flat top)



Dark Gray Interior Panel



Light Gray Interior Panel

PBK-U1-B

PBK-3-B

Includes:

BASIC KIT - Ultra Cab

BASIC KIT - Regular Cab (flat top)

One-piece Fiberglass Panel
Bonded 1" X 2" Aluminum Bracing
Fiberglass Interior Window Trim
Mounting Hardware

PBK-U1-D

PBK-3-D

Includes:

DELUXE KIT - Ultra Cab

DELUXE KIT - Regular Cab (flat top)

One-piece Fiberglass Panel
Bonded 1" X 2" Aluminum Bracing
Fiberglass Interior Window Trim
19" X 36" Rear Window Glass
Window Seal & Lockbead
Mounting Hardware

PBK-U1-C

PBK-3-C

Includes:

COMPLETE KIT - Ultra Cab

COMPLETE KIT - Regular Cab (flat top)

One-piece Fiberglass Panel
Bonded 1" X 2" Aluminum Bracing
Fiberglass Interior Window Trim
19" X 36" Rear Window Glass
Window Seal & Lockbead
Padded Vinyl Interior Panel
(Available in black, tan, light or dark gray vinyl)
Mounting Hardware

**** Kits do not come with any type of air ride or suspension kit ****

DAY CAB CONVERSIONS

Extended Day Cab Kit - T600, T660, T800, W900 Aero Cab™ Models

Offering six additional inches of leg room for driver comfort, this kit can be pre-painted and quickly replaces the existing sleeper with no modifications to the factory cab or interior.

When you consider the ease of installation, combined with the rapid turn around time, this kit is the perfect solution for your conversion needs.



KW-A1-B

Includes:

BASIC KIT - Aero Cab

One-piece 6" Cab Extension
Bonded 1" X 2" Aluminum Bracing
Aluminum Upper Cab/Seat Belt Mounts
Mounting Hardware

KW-A1-D

Includes:

DELUXE KIT - Aero Cab

One-piece 6" Cab Extension
Bonded 1" X 2" Aluminum Bracing
Aluminum Upper Cab/Seat Belt Mounts
Paintable Fiberglass Window Trim
17" X 36" Rear Glass
Window Seal & Lockbead
Mounting Hardware

KW-A1-C

Includes:

COMPLETE KIT - Aero Cab

One-piece 6" Cab Extension
Bonded 1" X 2" Aluminum Bracing
Aluminum Upper Cab/Seat Belt Mounts
Paintable Fiberglass Window Trim
17" X 36" Rear Glass
Window Seal & Lockbead
4-Piece Padded Vinyl Interior
(Available in black, tan, light or dark gray vinyl)
Mounting Hardware



Factory replacement seal kit also available.

SK-EXT-3

3-piece exterior seal kit (Required for installation)

**** Kits do not come with any type of air ride or suspension kit ****